



26 open

delta
POWERBOATS



Concept

Modern with a classic twist

Delta 26 Open was developed with the ambition to create a modern and efficient daycruiser with the flair of a classic runabout. The result is a unique combination between daycruiser and walkaround and has been awarded with the prestigious Swedish Design S Award.

“Delta 26 stands out with its charming space-efficient arrangement. Classic sea-worthiness combined with futurism and elegance expresses a clear maritime identity from stern to bow. Energetic in every detail”, the Design S jury said.

The twin-stepped air supported v-hull is paired with either a D3-220 diesel engine for class leading fuel economy, or the optional V8-380 for speeds over 50 knots.

Arrangement



CABIN: DOUBLE BERTH FORWARD, SEPARATE HEAD AFT.

COCKPIT: AFT SOFA/SUNBED WITH FOLDING BACKREST, CONCEALED GALLEY UNDER DRIVER'S SEAT.





Styles

Gelcoat colours



White
NP10000



Silver
NP7046



Gulf Blue
H016



Anthracite
NP7016




Black
NP28000




Black Edition
(Coloured hull and innerliner)

Fabrics


Cockpit sofas, sunbed and foredeck sun pads




Macadamia
Silvertex 122-0001



Pool Ebano
Dedar Outdoor



Mocca
Silvertex 122-0005



Summer Ebano
Dedar Outdoor



Carbon
Silvertex 122-9002



Basquette Beige
Dedar Outdoor

Cabin pads and pillows



Natté Antique
Sunbrella NAT5077140

Specifications

Technical data

HULL LENGTH	7,50 M
L.O.A	8,10 M
BEAM	2,60 M
DISPLACEMENT	2,000 KG
FUEL CAPACITY	220 L
SAFE RANGE	200 NM (D3)
CRUISING SPEED	28-35 KNOTS
FUEL CONSUMPTION AT 30 KNOTS	0,85 L/NM (D3)
TOP SPEED D3	39 KNOTS
TOP SPEED V8	52 KNOTS
DESIGN	TED MANNERFELT

Engines

VOLVO PENTA D3 220 / 220 HP / DPS (DIESEL)
VOLVO PENTA V8 380 C / 380 HP / DPS (PETROL)

Construction

HULL, SUPERSTRUCTURE AND BULKHEADS:
DIAB CORE INFUSION VINYLESTER / DIVINYCELL
WITH CARBON FIBER REINFORCED STRINGERS

Standard equipment

12 V OUTLET
ANCHOR AND ANCHOR ROLLER STERN
BILGE PUMPS, 1 AUTOMATIC AND 1 MANUAL
BOWTHRUSTER
CANVAS FOR NAVIGATION
CUSTOM MADE FLAGPOLE AND MOORING CLEATS
CZONE ELECTRICAL WITH DIGITAL SWITCHING
FIRE EXTINGUISHER
FRIDGE ISOTHERM STAINLESS STEEL
FRESH WATER TANK PLASTIC 60 L
FUEL TANK 200 L STAINLESS STEEL
FUSION STEREO WITH GARMIN INTERFACE
GARMIN / VOLVO PENTA GLASS COCKPIT SYSTEM
HAND LAID TEAK DECK
HARBOUR COVER 2 PIECES
HOLDING TANK STAINLESS STEEL
HORN
JABSCO TOILET
LED NAVLIGHTS
MASTERVOLT 2 X BATTERIES AGM 90 AH/EACH
MOORING PAC, 4 FENDERS, 4 MOORING LINES
OUTSIDE TABLE IN TEAK
PROPANE STOVE
PHILIPPE STARCK SINK AND VOLA BLENDER

SHOWER AT SWIMPLATFORM
SILVA COMPASS
SWIM LADDER
SUNPAD FOREDECK
USB OUTLET
VOLVO PENTA INTERFACE TO GARMIN
VOLVO PENTA STAINLESS DUO PROPS
VOLVO PENTA TRIPCOMPUTER
WINDSCREEN WIPER
ZIPWAKE INTERCEPTORS

Optional

ANTIFOULING (PRIMER X 2 AND PAINT X 2)
BIMINI TOP (REPLACES CANVAS FOR NAVIGATION)
BOSE SOUND UPGRADE
CUSTOM HULL COLOUR
CUSTOM MADE CUSHIONS
COTTON CUSHION COVERS
DEPTHSOUNDER
SHOREPOWER INCL. CHARGER
WINDLASS BOW INCL 40 M S/S CHAIN AND REMOTE
WATER BOILER



www.deltapowerboats.se